


Name \_\_\_\_\_ Date \_\_\_\_\_



# Checkpoint 4

## Mouse Action








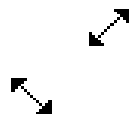


Match the following terms with their definitions.

- A. Point
- B. Click
- C. Double-click
- D. Click and Drag
- E. Right-click
- F. Click off



1. \_\_\_\_\_ Pressing and releasing the right mouse button
2. \_\_\_\_\_ Moving the pointer so that the arrow rests on an area or word
3. \_\_\_\_\_ Pressing and releasing the left mouse button two times rapidly
4. \_\_\_\_\_ Click on an empty area of the screen to close a menu
5. \_\_\_\_\_ Moving the pointer to an object and pressing and releasing the left mouse button one time
6. \_\_\_\_\_ Clicking on an object and holding down the left button as you move the mouse (and the object) to a new location

**The mouse pointer will change shape according to the task you are performing. Match the shape to the task.**

A 	B 	C 	D 	E 
F 	G 	H 	I 	J 

1. \_\_\_\_\_ You are moving an object.
2. \_\_\_\_\_ You are attempting to do something that is not allowed.
3. \_\_\_\_\_ You are resizing a window by dragging a corner.
4. \_\_\_\_\_ You are resizing a window by dragging a border.
5. \_\_\_\_\_ You are resting the pointer on a link.
6. \_\_\_\_\_ You are working with text.
7. \_\_\_\_\_ The computer is busy.
8. \_\_\_\_\_ The computer is busy, but it will let you do some things.
9. \_\_\_\_\_ The computer is in Help mode.
10. \_\_\_\_\_ This is the normal appearance of the pointer.